

WKS®

A close-up photograph of a dark brown wood grain, showing horizontal lines and natural knots. The lighting is slightly darker towards the top and bottom, creating a subtle gradient.

**MULTIPLE SPECIFICATIONS,
MULTIPLE DESIGNS
AND MULTIPLE FINISHES
IN A SINGLE DOOR.**



EXPERIENCE AND QUALITY

WKS is a company with more than 20 years of experience in the door industry, we satisfy the design and engineering needs in the most demanding markets with architectural wood doors and frames, complying with American and European standards and norms.

At WKS we believe that a door is more than just a door, and we are more than just a manufacturer. We believe that the quality of our products and the service that our team offers, guarantees the complete satisfaction of our clients.




At WKS Door Systems we have International certifications that have allowed us to have a worldwide reach. We have carried out projects in South America, Central and North America, focusing on markets with high quality standards and specifications.

Our location in Mexico, just a few hours from an international sea port and 2 hours from the US border makes us especially competitive in these two markets.

**WE HAVE PROJECTS
ALL OVER THE WORLD**

OUR PRODUCTION



Quality
Management
Processes

Daily Door
manufacturing



Machinery

 German

 Spanish

 Italian



Costs
reduction

High Technology
in manufacturing lines




MANAGEMENT SYSTEM

At WKS we have a monitoring system for each door, from the beginning of the process to the delivery to our client. This is done using labels with a QR code that allow us to know in detail the specifications of each door.

Each door is unique and has different sizes, machinings, finishes, etc., which makes it a highly specialized task to manufacture each one of them. This is why our system helps our production teams in each station to recognize the variables that are present and what process will be carried out in each door.

There is a code reader in each production station which allows a "traceability" of each door that help us achieve accurate planning and programming schedules, resulting in a better service to our customers.





**“FOR US THERE ARE NO LIMITS
IN CREATIVITY AND IMAGINATION”**



CERTIFICATIONS

At WKS we manufacture certified products, which allows us to follow the most demanding processes by the most recognized international entities. Each door, its material and even its machining, has a process according to industry standards.

We also offer a wide variety of specialized designed and certified doors.

Our production capacity, our multiple certifications and specifications, our variety of designs and finishes, make us the perfect choice for the most demanding projects in the industry.

Being able to have the certification is as important as maintaining it, that is why we have constant audits throughout the year that allow us to be at the forefront of the new processes and formalities that are requested, as well as being able to confirm our commitment of safety to our clients.

DRAWING
A NEW AGE



AMERICAN INTERTEK CERTIFICATION



Intertek

The Intertek Laboratory is a globally recognized brand that maintains extensive global accreditations and recognition in testing and certification services. WKS has managed to maintain and grow in its fire certifications to take part in our client's projects.

The American fire certifications that WKS has with this laboratory are the following:



Intertek

- **Flush wood door, available in:**

Certification: 20, 45, 60 and 90 minutes fire rated
Pressures: Neutral and positive Cat A & Cat B

- **Flat Panel door, available in:**

Certification: 20, 45, 60 and 90 minutes fire rated
Pressures: Positive Cat A & Cat B

- **Wooden frame, available in:**

Certification: 20, 45, 60 and 90 minutes fire rated
Pressures: Neutral and Positive Cat B



CERTIFICATION FOR ACOUSTIC DOORS



Today an acoustic certification is one of the most sought after, the tranquility of an office, a hotel room or residence is essential; that is why we seek to give you the option of combining the design of your door with features that can add value to your project.

Sound tests are carried out by laboratories where, with special tools, the sound levels that manage to pass from one place to another are verified. With our product you can have a fire rated door and give your clients an adequate rest.

Sound levels are based on decibels (dB) or transmission sound class (STC) that are used to measure the intensity of a sound. WKS currently holds the following sound certifications:

- 28 dB | 30 dB | 32 dB | 36 dB | 42 dB

The use of automatic door bottoms and adhesive gasketing on the frame are recommended for the best performance.

SUSTAINABILITY CERTIFICATIONS



WKS has a long-term commitment to care for the environment, as a company we must quantify our environmental impacts and take actions to reduce them, that is why we want to be part of the projects that seek to protect the natural resources that we have today to ensure the quality of life of the following generations, as well as taking care of the health of the occupants in the buildings.

We have options available for this type of projects that allow our clients to reduce their environmental impact and at the same time enjoy other benefits when using our products.

Our certifications in sustainability are the following:



LEED CREDITS

WKS doors contribute to LEED (*Leadership in Energy and Environmental Design*) credits created by the United States Green Building Council. We offer products that have the following certifications:



FSC

The Forest Stewardship Council guarantees the renewability and sustainability of the world's forests. This certification demonstrates that the materials and products purchased, labeled and sold as certified to our customers, come from sustainable sources, that they are authentic and that any statement is true and correct.

Ask about our FSC certified products.



EPD

WKS has an Environmental Product Declaration published in the International EPD System, which presents transparent, verified and comparable information on the environmental impact of the life cycle of doors, from the extraction of raw materials to the manufacturing process.



Being a highly specialized industry, WKS offers literature and continuous training on products, processes and systems for our clients.

To know the different variables and limitations of an opening configuration, it is important to always be updated on all of the information available.

The development of products and designs in the market is constant and that is why we keep our training programs updated and at the forefront of new market trends.

Factory tours, workshops, online courses, among other tools are offered to achieve a full understanding of our capabilities.

CONTINUING EDUCATION



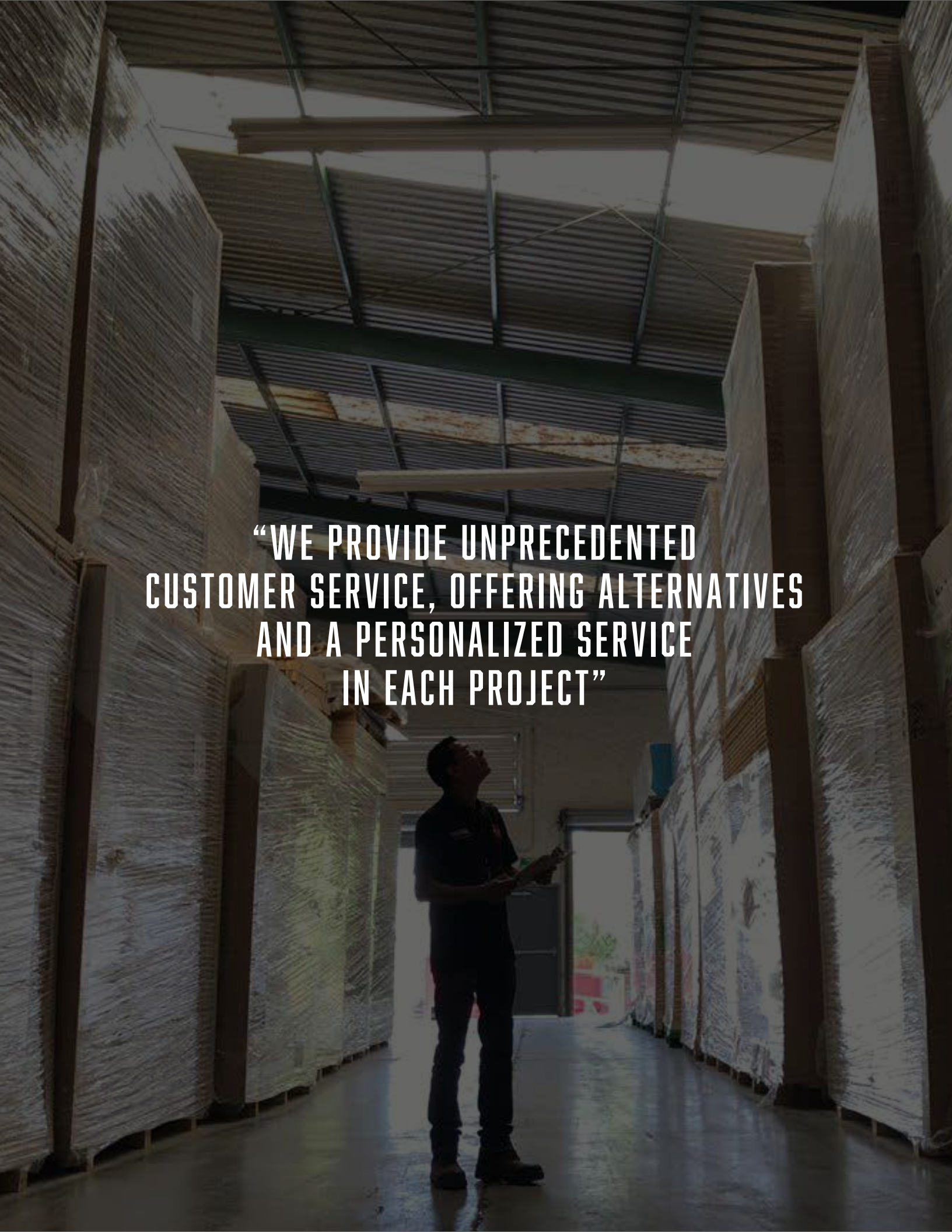


WKS has a Quote System that allows quick and accurate quotation of projects.

You can choose your door considering the established manufacturing and certification rules.

A username and password are granted having passed the necessary accreditations to be a certified WKS distributor.

QUOTE SYSTEM

A person in a dark uniform stands in the center of a long, narrow aisle in a warehouse. The aisle is lined with tall stacks of materials wrapped in white plastic. The person is looking upwards towards the high, corrugated metal ceiling. The lighting is dim, creating a dramatic atmosphere. The text is overlaid in the center of the image.

**“WE PROVIDE UNPRECEDENTED
CUSTOMER SERVICE, OFFERING ALTERNATIVES
AND A PERSONALIZED SERVICE
IN EACH PROJECT”**

We are specialists in offering a complete experience in safe openings. WKS doors are built with various materials, one of the most important is the "core", which is made up of wood or mineral particles.

CORE

Our range of Cores is made up of: Particleboard, Tubular, Structural Composite Lumber, Solid, Mineral, Acoustic and Agrifiber.



Particleboard



Tubular



Structural
Composite Lumber



Solid



Mineral Core



Acoustic Board



Agrifiber



ARCHITECTURAL SERIES

Our Premium line are the **Architectural Doors** that can be configured with different characteristics, from a fire resistant door to acoustic levels.



COMMERCIAL SERIES

Using our Cores to maintain a highly engineered structure, WKS has created the line of commercial doors to provide an option to our clients looking for a value proposition.



SPECIAL DOORS

At WKS we seek to give you a complete solution to your projects, which is why we undertake the task of innovating with new products.


- X-RAYS DOORS
- FLAT PANEL DOOR
- TRUE STILES & RAILS
- DOORS WITH RABBET
- WOODEN WALL PANELS
- FIBERGLASS DOORS
- DOORS WITH OVERDIMENSIONS



FRAMES

At WKS we are experts in giving you a thorough solution, which is why we also manufacture wooden frames, which integrate the design of the entire opening (*door-frame*). **Available with Certification.**

We also build frames veneered in the same species as the door.





**“WE HAVE THE WIDEST RANGE
OF OPTIONS AVAILABLE TO CREATE
A UNIQUE DESIGN”**

FINISHES

Consistent and uniform colors on all your doors

Smooth and soft finishes for a surface free of imperfections

Extra level of protection on veneered doors

Color matching and customization availability

Painting is done in a controlled environment, causing less damage to the environment





VENEERS

We specialize in offering a wide variety of veneer options. You can choose the species, cut, pairing, assembly, grain direction and add reveals to your design.

In general you can create a unique opening that will harmonize the chosen design of the project.

STANDARD VENEERS



MAPLE



OAK



CHERRY



WALNUT


COLOR OF VENEERS



HONEY




OCHRE




NUTMEG




TOBACCO




SAFFRON



CHERRY



BOURBON



CHOCOLATE

NATURAL VENEERS



ALDER



BACOTE




MAHOGANY



WHITE CEDAR



RED CEDAR



EBONY



SMOKED OAK



ASH TREE




HICKORY



WHITE POPLAR



TZALAM



NATURAL ZEBRANO



SMOKED LARCH




SPRING



HAYA




OKOUME



PAROTA



RED OAK



AFRICAN TZALAM



CEIBA




STAINED ASH

PRE-COMPOSED VENEERS




CEDAR



EBONY



OAK



GRATED GRAY




GRAINED GRAY



WALNUT



TEKA PC2



NOGAL PC1

CUT

The beauty of veneer lies in the natural variations in texture, grain, shape, color, and the way it is assembled on the face of a door. The way a log is cut, relative to the annual growth rings, determines the appearance of the veneer. Veneer sheets will have natural variations in grain and pattern that are inherent to the species and cut.



PAIRING

Veneer sheets can be paired creating a variety of styles that can be seen in the design of the door.



BOOK MATCH

The most commonly used combination in the industry is when two pieces of veneer are opened and are like two adjacent pages in an open book. The veneer joints match and create a mirror image pattern at the joint line.

It is recommended Plain Sliced, Quarter Cut, and Rift Cut.



Plain Sliced



Quarter Cut



Rif Cut



SLIP MATCH

Veneer sheets are placed in sequence without turning each piece over. The grain pattern is repeated, but the joints will not have a mirrored effect.

It is recommended to use Quarter Cut and Rift Cut.



Quarter Cut



Rif Cut



RANDOM MATCH

(Mismatched) A face containing veneer sheets of the same species that are selected and assembled regardless of color or grain, resulting in color and grain variations, contrasts, and patterns.

A pleasant appearance is not required.




ASSEMBLY

The chosen way of assembling the veneer flitches (strips) on the door helps to achieve patterns that balance the design. The type of assembly must be specified. If no specification is made, Running Match is the default option.




D= DIFFERENT
I= EQUAL



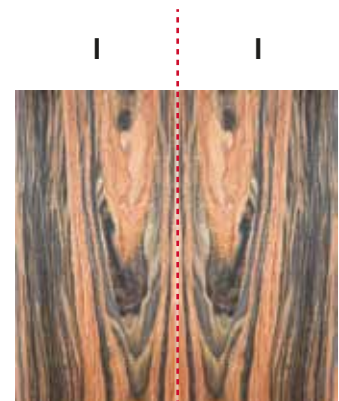
RUNNING MATCH

The inner sheets will be the same width as each other, the outer sheets of the veneer will be of unequal width.



BALANCE MATCH

Each face is assembled from sheets of uniform width before trimming.



CENTER BALANCE MATCH

Each face is assembled from an even number of veneer sheets of uniform width before trimming.

GRAIN DIRECTION

A unique design can be created on the door considering and choosing the direction of the grains, our combinations are: Vertical Grain, Horizontal Grain, Mixed Grain and Sketch Face.



**VERTICAL
GRAIN**



**HORIZONTAL
GRAIN**



MIXED GRAIN





SKETCH FACE



APPEARANCE OF THE DOORS PAIRS OR IN SETS

When a specific transition is desired between doors or door sets within a space, it is important to specify the required sequence.



REVEALS

A reveal is the insertion of a line on the face of the door. Available in thicknesses of 1/8" wide and 1/16" deep.

You can choose in "V" shaped or "straight".

The inside of the line is painted in black or a similar color to match the color of the door.





HPL

We have commercial partners of decorative laminates of the most recognized brands worldwide and leaders in the industry.

We can offer a wide range of colors, textures and designs to help conceptualize any project.





PAINTING

Our UV paint line makes a differentiator in the projects in which we participate.

We have the standard colors in the industry, and if necessary, we can match any desired color.

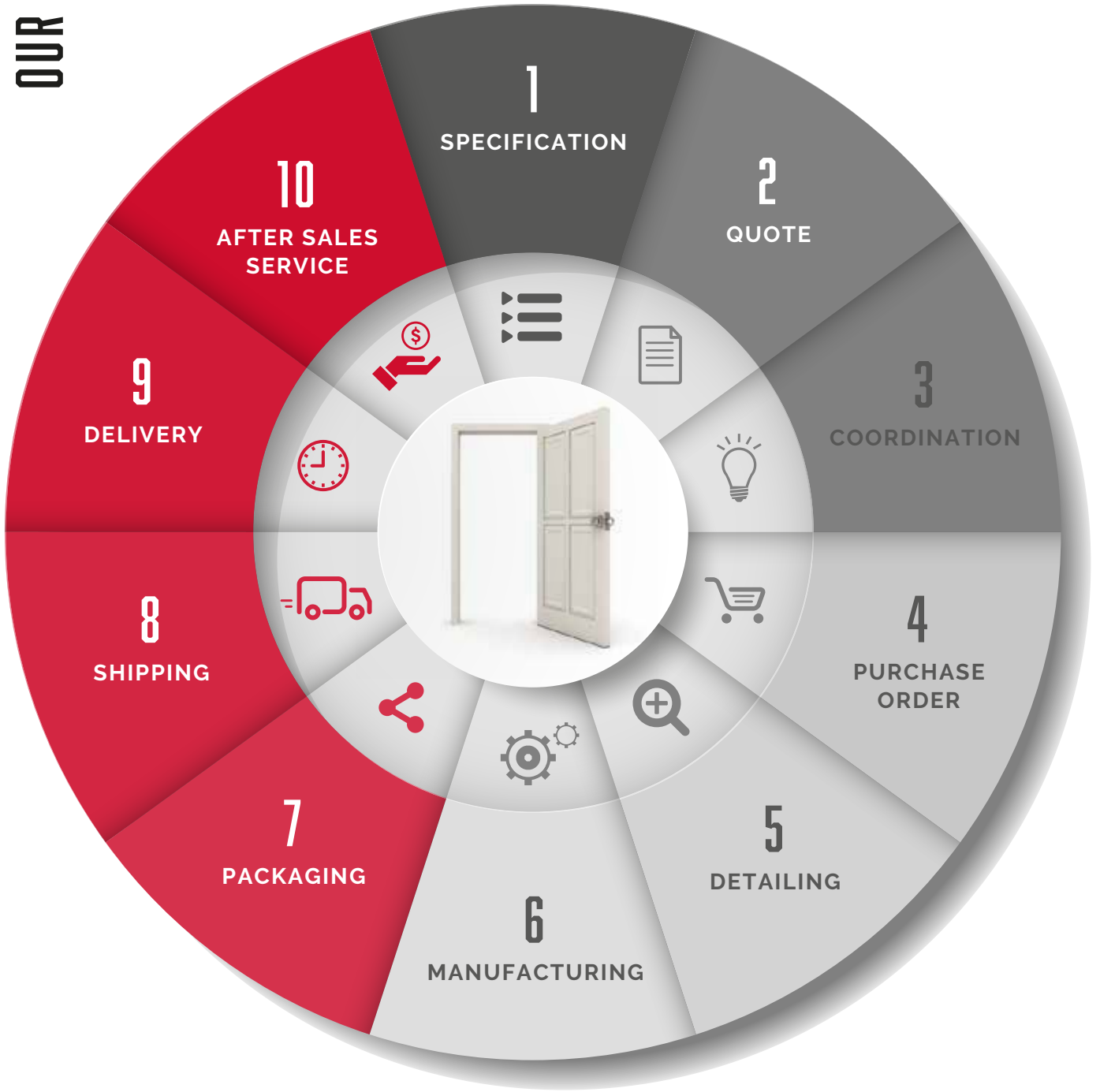
Advantage

- The use of inks and UV technology helps us have more light stability in our doors, giving the color of the door a longer life cycle.
- The application of these UV products are low in VOC (*Volatile Organic Chemical*), that is, the product is free of gas emissions, the material is completely dry, which is why it falls into the category of LEED Doors.

A low-angle photograph of a modern multi-story building with balconies. The building has a light-colored facade and dark railings on the balconies. The image is slightly blurred and has a dark overlay, making the text stand out. The quote is centered in the middle of the image.

**“WE ARE PROUD TO OFFER
ADDITIONAL OPTIONS TO HELP
OUR CUSTOMERS DELIVER
A COMPLETE SOLUTION ON SITE”**

OUR SOLUTION PROCESS



SPECIAL SERVICES




COORDINATION AND DETAILING



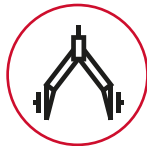
APPLICATION OF MOLDINGS FOR "VISION LITES"



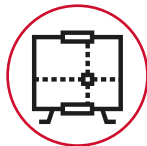
LOUVER FACTORY INSTALLATION




PRE-INSTALLATION OF HARDWARE



SPECIFICATION



LOGISTICS



MEASUREMENT TRIPS



SHIPMENTS BASED ON PHASES AND SPECIAL ACCOMMODATIONS



**“WE DELIVER UNIQUE PRODUCTS
THAT MANAGE TO HIGHLIGHT AND
DIFFERENTIATE YOUR PROJECT”**

MARKETS



HOTELS



HOSPITALS AND CLINICS



CORPORATE



GOVERNMENT



RESIDENTIAL



EDUCATION



VERTICAL DEVELOPMENTS



ARCHITECTURAL DOORS



MODEL SERIES	TUBULAR	PARTICLEBOARD	STRUCTURAL COMPOSITE LUMBER	AGRIFIBER	MINERAL	ACOUSTIC BOARD	SOLID
SOUND RATING	29-31 stc (31 Db)	30-32 stc (32 Db)	33 stc (33 Db)	33 stc (33 Db)	30-32 stc (32 Db)	42 stc (42 Db)	30-32 stc (32 Db)
FIRE RATING	20 min WHI	20 min WHI	20 min WHI	45 & 60 min WHI	45, 60 & 90 min WHI	20 min WHI	30 min CE (Euro)
PRESSURE	Neutral	Neutral, Cat A & Cat B Positive	Neutral, Cat A & Cat B Positive	Neutral, Cat A & Cat B Positive	Neutral, Cat A & Cat B Positive	Neutral, Cat A & Cat B Positive	Cat B Positive
THICKNESS	1-3/4"	1-3/4"	1-3/4"	1-3/4"	1-3/4"	1-3/4"	1-3/4"
MAX WIDTH	48"	48"	48"	48"	48"	48"	36" FR & 48" NR
MAX HEIGHT	96" at 20 min 120" at non rated	120" at 20 min 120" at non rated	120" at 20 min 120" at non rated	120" at 45 min 96" at 60 min	96" at 45-60 min 96" at 90 min	96" at 20 min 96" at non rated	96" at 30 min 120" at non rated
RAILS	1-5/16" LSL 5" upon request.	1-5/16" LSL 5" upon request.	1-5/16" LSL N/A	1-1/2" Split Fire 5" upon request	2" Tectonite 5" upon request	1-3/4" LSL 5" upon request	1-5/16" LSL 5" upon request
STILES	1-5/16" LS	1-5/16" LS	1-5/16" LS	1-1/2" Split Fire	1-1/2" Tectonite	1-3/4" Split Fire	1-5/16" LSL
VERTICAL EDGES	Matching edgeband over (after faces)						
CROSSBAND	HDF one piece						
WOOD VENEER	"A" & "AA" grades, Standard or Exotic Species and Cuts per client choice. Engineered Veneers upon request Vertical (standard), Horizontal, Mixed per client choice. Sketch Face upon request UV Cured: Clear, Light, Dark and Custom Stain colors						
LAMINATE	High Pressure Decorative Laminate						
PAINT GRADE	UV Cured: Primed, Paint Skin, Standard and Custom Paint (solid colors) applied on HDF surface UV Cured: Primed, Standard and Custom Paint (solid colors) applied on Paint Grade species veneer						
VISION LITE CUTOUT	N/A	1,296 sq in max area, (36" W or 54" H) for 20min and non rated	2,808 sq in max area, (36" W or 78" H) for 20min and non rated	1,296 sq in max area, (36" W or 54" H) for 45min only	1,232 sq in max area for 45-60min & 100 sq in max area for 90min (36" W or 54" H)	N/A	1,080 sq in max area, (32" W or 54" H) for non rated only
LOUVER CUTOUT	N/A	1,296 sq in max area, (36" W or 54" H) for non rated only.	2,808 sq in max area, (36" W or 78" H) for non rated only	524 sq in max area, (24" W or 24" H) for Fusible Link use only	524 sq in max area, (24" W or 24" H) for Fusible Link use only	N/A	1,080 sq in max area, (32" W or 54" H) for non rated only.

ARCHITECTURAL FRAMES



MODEL SERIES							
SUBSTRATE	ANTI-FIRE COMPOSITE	TECTONITE	FJ PINE	MDF	POPLAR MO	RED OAK MO	SOLID WOOD
FIRE RATING	20 min WHI	20 to 90 min WHI	N/A	N/A	N/A	N/A	30 min CE (Euro)
PRESSURE	Neutral & Cat B Positive	Neutral & Cat B Positive	N/A	N/A	N/A	N/A	Cat B Positive
THICKNESS	1-3/4"	1-3/4"	1-3/8" to 1-3/4"	1-3/8" to 1-3/4"	1-3/8" to 1-3/4"	1-3/8" to 1-3/4"	1-3/4"
MAX WIDTH	48" single 72" pair	48" single 96" pair	48" single 96" pair	48" single 96" pair	48" single 96" pair	48" single 96" pair	36" single 72" pair
MAX HEIGHT	96" at 20 min	96" at 20 to 90 min	120"	96"	120"	120"	96" at 30 min
FACE	Min 3/4"	Min 3/4"	Min 3/4"	Min 3/4"	Min 3/4"	Min 3/4"	Min 1-1/4"
JAMB WIDTH	Min 4-3/4"	Min 4- 1/2"	3-1/2"	3-1/2"	3-1/2"	3-1/2"	3-1/4"
TYPES	Single and Double Rabbet & Communicating	Single and Double Rabbet & Communicating	Single and Double Rabbet, Communicating & Case Open	Single and Double Rabbet, Communicating & Case Open	Single and Double Rabbet, Communicating, Case Open & Special Jamb	Single and Double Rabbet, Communicating, Case Open & Special Jamb	Single Rabbet only
WOOD VENEER	*A* & *AA* grades, Standard or Exotic Species and Cuts per client choice Engineered Veneers upon request UV Cured: Clear, Light, Dark and Custom Stain colors				Non Veneered (Just Pre-finish) UV Cured: Clear, Light, Dark and Custom Stain colors.		
LAMINATE	HPDL	HPDL	N/A	HPDL	N/A	N/A	N/A
PAINT GRADE	UV Cured: Primed, Standard and Custom Paint (solid colors)						
CASING	Rectangular, 2" or 3" Width, MDF, same finish as Jamb						
GROOVE	N/A	N/A	At backface side only, 1/4" x 1/4", both sides	At backface side only, 1/4" x 1/4", both sides.	At backface side only, 1/4" x 1/4", both sides	At backface side only, 1/4" x 1/4", both sides	N/A



**“WE ARE PROUD TO HELP
OUR CLIENTS IN EACH PROJECT”**

CONTACT

Textil 101, parque Industrial Escobedo
C.P. 66050, Escobedo, Nuevo León.

Phone: +81 1812 9005

ventas@wks.com.mx

www.wks.com.mx

